

FertilityCare Practitioner

Education Program

Simpsonville
South Carolina

EDUCATION PHASE I

October 26 –
November 2, 2024

EDUCATION PHASE II

May 2-7, 2025

OFFERED BY:
FERTILITYCARE SERVICES
LIMITED
EDUCATION PROGRAMS

ACCREDITATION

This program has been approved for accreditation by the American Academy of FertilityCare Professionals (AAFCP). It adheres to the AAFCP Code of Ethics and provides students the educational background to become eligible for AAFCP certification.

PROGRAM PURPOSE

To prepare those who wish to provide Creighton Model FertilityCare System with the training necessary to deliver the highest quality of services.

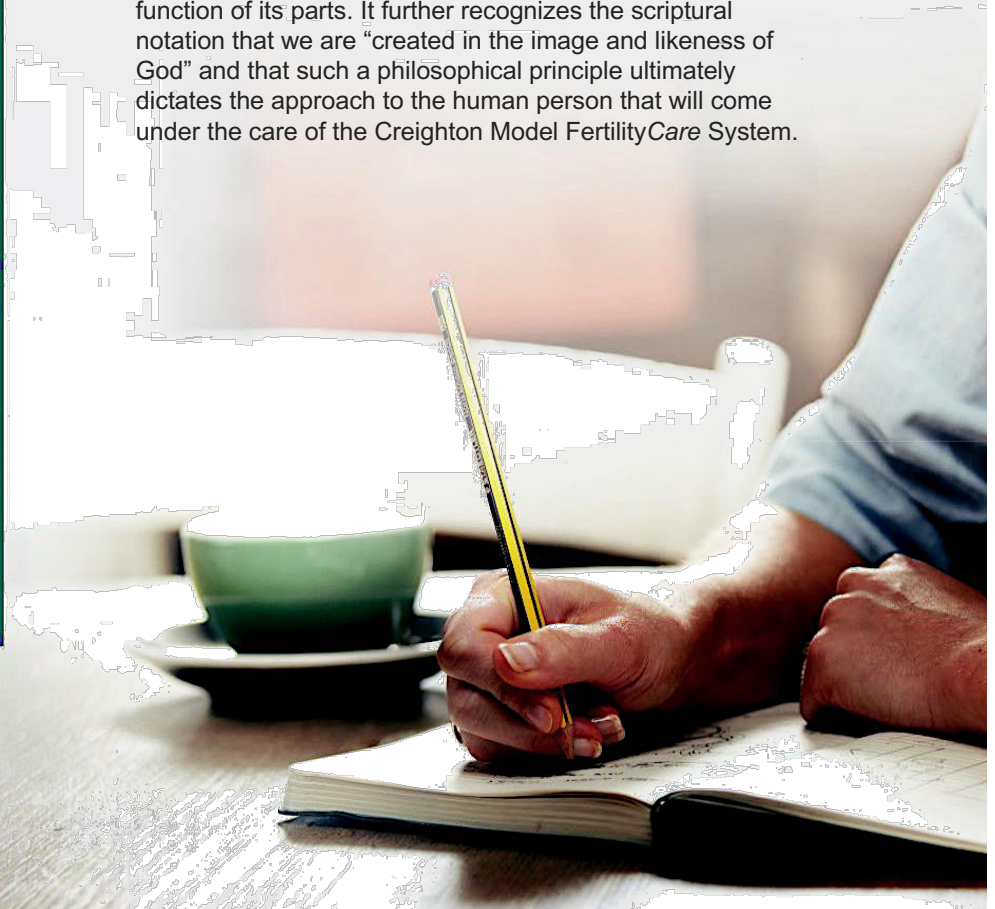
APPLICANT ELIGIBILITY

The program welcomes applications from those with strong motivation and commitment to the very highest quality educational services in FertilityCare.

Those eligible include:

- Registered nurses with current licenses
- Allied Health Professionals with BA or BS degree
- Non-health professionals with BA or BS degree
- Other non-health fields with Associate Degree/ Diploma such as:
 - Licensed Practical Nurse Human Services Practitioner
 - Equivalent of two years college study

Further eligibility criteria requires applicants to practice the Creighton Model FertilityCare System or, if celibate or post-menopausal, to monitor their fertility and be a philosophical acceptor. It also requires commitment to adhere to the AAFCP Code of Ethics. This program recognizes that human sexuality is a function of the whole person and not just a function of its parts. It further recognizes the scriptural notation that we are "created in the image and likeness of God" and that such a philosophical principle ultimately dictates the approach to the human person that will come under the care of the Creighton Model FertilityCare System.




Class Location

Bon Secours - St. Francis Simpsonville Free Standing Emergency Building
3970 Grandview Drive
Simpsonville, SC 29680

Program Design

The program is a 13-month course of study incorporating two classroom instruction phases and supervised teaching experience. The Creighton Model FertilityCare System and NaProTECHNOLOGY have been developed through research and education efforts coordinated and directed by Thomas W. Hilgers, MD, in Omaha, Nebraska USA.



EDUCATION PHASE I: October 26 – November 2, 2024

An eight-day total immersion course covering:

- History of Natural Family Planning
- Anatomy of Male & Female Reproductive System
- Menstrual Cycle: Statistical Parameters
- Anovulation and Oligoovulation
- Physiology of the Cervix
- Beginnings of Human Life
- Physiology of Breastfeeding and Menopause
- Natural Methods of Family Planning
- Investigation and Care of the Infertile Couple
- Teaching Fertility Appreciation
- Methods of Artificial Contraception
- Physical and Psychological Aspects of Induced Abortion
- Use Effectiveness of Natural and Artificial Methods of Family Planning
- Psychodynamics of Natural Family Planning
- Philosophical Attitudes on Family Life, Family Planning and Unplanned Pregnancy
- Human Sexuality, Married Love and Fertility
- Importance of Standardized Teaching
- Conducting an Introductory Session
- Conducting Follow-ups
- Forms for Record Keeping and Standardized Teaching
- Business Aspects of Fertility Care Providers
- Case Management Approach to Problem Solving
- Introduction to NaProTECHNOLOGY

SUPERVISED PRACTICUM I:

A six-month faculty supervised teaching experience at the student's home location to develop basic skills.

EDUCATION PHASE II: May 2-7, 2025

A six-day course of advanced study consisting of lecture, group discussion and hands-on problem solving of advanced aspects of teaching the Creighton Model FertilityCare System. Topics include:

- Management of Infertility, Chronic Discharges, Unusual Bleeding and Continuous Discharges
- NaProTECHNOLOGY
- Advanced Issues
- Pregnancy Evaluation Principles
- Advanced Case Management, etc.
- Advanced Business Aspects

SUPERVISED PRACTICUM II:

Seven months in duration, this faculty supervised teaching experience includes an On-Site visitation.

FINAL CERTIFICATE EXAMINATION:

All students are required to take a criterion referenced professionally administered final examination, which is proctored at the student's home location.

Note: upon completion of the education program, a Practitioner must become an affiliate of or participate in an affiliated center of FertilityCare Centers of America to order Creighton Model client-teaching materials.



PROGRAM FACULTY

Margaret P. Howard, MAM, CFCE
Program Director – Bloomington, IL

Faculty realizes no financial gain

Faith Daggs, MD, CFCMC
Physician – Greenville, SC

LODGING

For assistance in finding lodging, contact the local contact person, Janelle Florendo.

COSTS

Application fee	\$50 ^{.00}
Practitioner Tuition <i>Includes 13-month program – Education Phases I & II, Supervised Practicums I & II, final certification exam fees, required textbooks and up to \$35 shipping/taxes (any fees exceeding that amount will be billed to the student.)</i>	\$4,750 ^{.00}

Deposit of \$500 is due upon program acceptance. Remaining balance of program fees is payable at EPI registration.

ADDITIONAL COSTS

Lunches are on own. A form for menu selections from scheduled restaurants will be sent along with EPI program information approximately one month prior to EPI.

On-Site Visit during Supervised Practicum II (supervisor transportation & lodging) is **not** covered by tuition; these costs will be billed to the student and are payable directly to the supervisor.

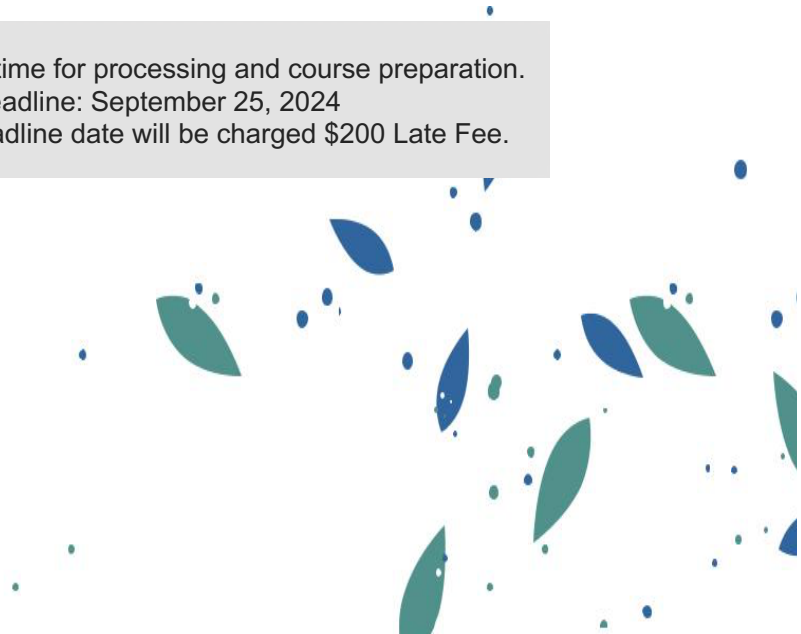
Client teaching supplies: the estimated amount for teaching the required number of clients is \$475^{.00} which is reimbursable from client fees.

INFORMATION & APPLICATION MATERIALS

Margaret P. Howard, MAM, CFCE
Program Director
Email mphoward.cfce@gmail.com
Mobile/WhatsApp 402.320.9268

Locally, contact
Janelle Florendo
Email jflorendo@charlestondiocese.org
Mobile 843.754.4658

Submit applications early to allow time for processing and course preparation.
Application deadline: September 25, 2024
Applications received after the deadline date will be charged \$200 Late Fee.



YOUR YEAR IN THE CREIGHTON MODEL *FertilityCare*[™] System PRACTITIONER PROGRAM

Your participation as a **CREIGHTON MODEL *FertilityCare*[™] System** Practitioner Intern will prove to be a very rewarding experience. To assist you in your preparation, please read the following overview of this program.

COURSE SUMMARY

The one year educational program to become a practitioner is a professional program developed according to the basic educational principles utilized in allied health courses. The program is divided into two education phases (EPI and EPII). In addition, there are two supervised practica. The first supervised practicum (SPI) begins at the end of EPI and continues until the beginning of EPII. The second supervised practicum (SPII) begins after EPII and concludes at the time of the final examination in November of the following year. During the second supervised practicum, an On-Site Visit is conducted by your assigned faculty supervisor, for whom the student is responsible for costs of lodging and round trip transportation.

The two education phases are designed to be total immersion learning experiences in order to receive an appropriate foundation of fundamental theoretical knowledge, preparing the student to undertake the clinical component of the course, which is the actual teaching of the **CREIGHTON MODEL *FertilityCare*[™] System**. The clinical phases of the course occur during the supervised practica at the student's home location. During the entire year, the student will be working under the direct supervision of either a *FertilityCare* Educator or Supervisor who is a Practitioner with at least one additional year of

teaching experience and is specially trained to provide the type of supervision that a practitioner intern requires.

COURSE REQUIREMENTS

During the supervised practica you will have a number of assignments to submit to your assigned supervisor for input, evaluation and grading. For these assignments, you will need access to photocopying facilities in order to send copies to your supervisor. In addition, there are specific client quota requirements for the two supervised practica for which you should begin preparing for at this time.

The following client requirements exist for a student enrolled in the **CREIGHTON MODEL *FertilityCare*[™] System** Practitioner Program:

- 6 new clients during EPI (prior to EPII)
- 12 clients (6 new) to be eligible for the on-site visit
- 18 (minimum) total clients to complete the program

ADVANCE COURSE PREPARATIONS

During EPI, you will learn to present the Introductory Session, which is a one hour slide presentation. Since new clients register to participate in your program at that time, we suggest that you **schedule your first Introductory Session for an evening time slot two weeks following the end of EPI**. In addition, you **should schedule three more Introductory**

Sessions at one month intervals following your first presentation. You may schedule as many additional Introductory Sessions as you wish to fulfill your client requirements. It is strongly recommended that the location for Introductory Sessions be developed prior to EPI. Advance preparation will allow your supervised practicum to run much more smoothly, better assuring your ability to obtain the required **minimum** of six (6) new clients prior to EPII.

In addition to the Introductory Sessions, individualized follow-up teaching sessions are conducted with each couple at 2, 4, 6, 8 and 12 weeks and also at 6, 9, and 12 months after the initial Introductory Session. You can anticipate that each follow-up will last an average of one hour and that time for preparation and concluding paperwork for a follow-up may involve up to an additional hour.

COURSE TIME, CENTER AND EQUIPMENT NEEDS

A practical time schedule for which you can anticipate includes:

- studying
- presenting Introductory Sessions
- conducting follow-ups
- preparing and completing office work
- developing program and outreach
- completing assignments

You can expect that you will be involved for a minimum of ten and a maximum of twenty hours per week during these supervised practica. However, you will be closer to the minimum amount of time if you come from an established program where client development will not be so difficult. However, you should anticipate the use of the maximum amount of time if you need to initiate your own program development and outreach.

In order to conduct the Introductory Sessions, you will need the following:

- Slide (or LCD) projector and screen
- Room large enough to hold three to six couples
- Printed materials for distribution to only those couples who decide to make an appointment for follow-up and learn the **CREIGHTON MODEL FertilityCare™ System**

The individualized follow-up sessions can be held in a smaller room with a desk or table and a few chairs; no slide projector is necessary for follow-up sessions. All client teaching materials may be ordered shortly after EPI to conduct Introductory Sessions and follow-up sessions. In addition, phone accessibility will need to be arranged for clients to contact you.

NETWORKING WITH A MEDICAL CONSULTANT

It is recommended that an established **FertilityCare™** Affiliate center or a newly developed program that provides the **CREIGHTON MODEL FertilityCare™ System network with an NFP Medical Consultant to provide NaProTECHNOLOGY® services.** This collaboration will be discussed during the course of the program. If a Medical Consultant is not currently available in your community and you are in contact with a local physician who may consider the Medical Consultant program, the Pope Paul VI Institute's **FertilityCare™** Allied Health Education Program will assist you in the recruitment process.

We wish to remind you again that this program is designed to develop your professional skills and ability to deliver the highest quality **FertilityCare™** services possible. If you give attention to these preliminary aspects of preparation, you will find your year to be more productive.